

# Addition and Subtraction until 10 Loto

## Object of the game

To cover all of the board with cards

## Number of players

2-4

## Equipment

- \* 4 playing boards (on each board addition and subtraction until 10 exercises)
- \* 32 cards (with the solution to the exercises on them)

## Directions

- \* Give a playing board to each player (if there are only 2 players you may give each player two playing boards)

- \* Shuffle the cards and place them face down on the table. This is the bank.
- \* Commence playing in a clockwise direction.
- \* In turn, each player picks up a card, and checks if any of the exercises on his/her playing board coincide with the result that appears on it.
- \* If the result coincides he/she places the card in the appropriate place on the playing board.
- \* If it doesn't coincide, he/she places the card back onto the table.
- \* The next player in line may choose either to take the discarded card (if there is more than one discarded card he/she may choose), or to take a card from the bank.
- \* When a player has covered all of his playing board with cards he/she must wait until all the players have done the same.

### **The end of the game**

- \* The game ends when all of the players have covered their playing board.

### **The winner**

- \* The first player to cover all of his/her playing board is the winner.

$8 - 4$

$6 + 3$

$4 - 2$

$2 + 4$

$8 + 1$

$3 - 0$

$5 + 3$

$7 - 4$

$9 - 5$

$5 + 4$

$6 - 1$

$3 + 5$

$3 + 3$

$5 - 2$

$4 + 5$

$6 - 4$

$8 - 3$

$6 + 0$

$5 - 2$

$7 + 2$

$4 + 6$

$8 - 2$

$3 + 4$

$9 - 4$

$4 - 3$

$6 + 3$

$7 - 2$






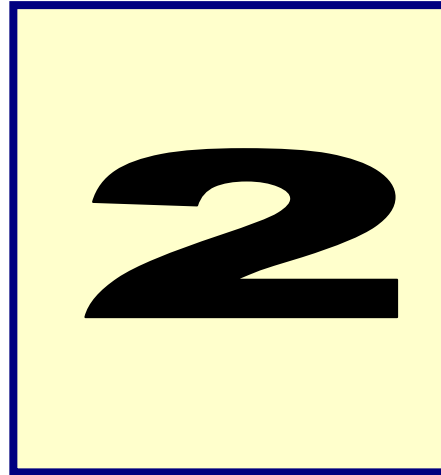


$5 + 1$

$7 + 0$

$9 - 1$

$3 + 4$

$10 - 3$



4

9

5

8

6

3

9

2

**5**

**6**

**3**

**9**

**10**

**6**

**7**

**5**

